



# Safety Guide

## For Hitching a Trailer/Mobile Skip




Thank you for choosing to shop at Bunnings and using one of our trailers or skips. If you have any queries about our trailer or mobile skip hire service please see one of our friendly team members.

Before hitching, check tyres to ensure they are properly inflated. Ensure the tow ball on car is fitted firmly and is the same size on the trailer/mobile skip (50mm).

### Follow These 5 Easy Safety Checks

#### 1. Hitching To Car

- Press lever down and fit tow hitch over tow ball.
- Release lever and check tow hitch is seated correctly on the ball and locked into position.



#### 2. Chains

- Connect chains from trailer/skips to car.
- Cross chains if two are fitted to trailer/skips.

#### 3. Jockey Wheel

- Place jockey wheel in the raised position horizontal to road



This operating and safety brochure is intended as a guide only for the safe operation of this equipment. It does not override license requirements nor is it a substitute for a structured operating lesson. If you are unsure about any aspect of the equipment or its capabilities or if you are in doubt as to its proper usage, the manufacturer's manual is available on request. Feel free to consult our trained Team Members for instruction or for the answers to any questions you may have regarding the safe operation of the equipment.

**BUNNINGS**  
warehouse




# Safety Guide

## For Hitching a Trailer/Mobile Skip



### 4. Lights


- Connect trailer light plug to car. Check that all lights are working correctly. (i.e stop lights, tail lights and indicator lights).
- All lights should match those of the towing vehicle.



### 5. Brakes

Where brakes are fitted, lift lever from the park position to the tow position and ensure that the reverse lock out is not engaged.

- When reversing, re-engage the 'lock out catch' to disengage the brake.



Please also consider the following to assist you in getting your products home safely:

- Operate in accordance with the state road rules
- Ensure you know the load limit of the trailer
- Do NOT have your load overhanging
- Do NOT exceed the speed limit for the trailer or the towing vehicle
- Do NOT overload the trailer, observe maximum capacity

Other Hints: Distribute weight over axles with approximately 60% toward front of trailer and 40% toward rear of trailer.

The combined weight of the trailer and load must not exceed the unladen weight of the towing vehicle. Recommended speed is under 80km/h.



Scan this QR code for tips on how to use a trailer.



Scan this QR code for tips on how to use a mobile skip.